

# Deer Management Qualifications – Deer Stalking Certificate 2

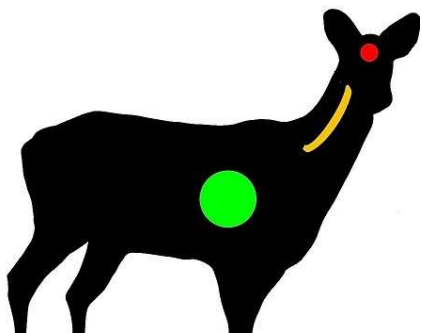
## INDIVIDUAL CULL RECORD

April 2021

This Individual Cull Record may only be completed by a DMQ Approved Witness whose name is included on the DMQ list of Approved Witnesses current on the date of the activity. When completed, either partially or in full, the Approved Witness must save it and forward a copy by email direct to the ePortfolio Assessor and **not** to the candidate. Witnesses should ask the candidate to provide the name their allocated ePortfolio Assessor and enter it in the box provided below. Approved Witnesses must read and follow the DMQ Candidate and Approved Witness ePortfolio Guidance available for download from the DMQ website [www.dmq.org.uk](http://www.dmq.org.uk)

DATE OF INDIVIDUAL CULL RECORD

CANDIDATE NAME  CANDIDATE No



Tick box indicating where the deer was shot

- Chest (preferred)  
  Neck  
  Head  
 Other (state where)

Deer species culled (tick one)

RED  SIKA  ROE  FALLOW  MUNTJAC  CWD

Sex of culled deer: Male  Female  Date Shot

Time deer was shot - AM  OR Time deer was shot - PM

(Detail the name of estate, farm, woodland etc.)  
Location shot  County

Rifle calibre used  Range (metres)  Second shot required YES  NO

Follow up required YES  NO  Approximate distance run (metres)

ICR Witness (Name)  Witness Number

Portfolio Assessor (Name) (Obtain from Candidate)

## Element 1 - Stalk Deer

PERFORMANCE CRITERIA	KEY FEATURES	ASSESSMENT METHOD
1.0 Candidate to provide proof of identity.	Witness to check candidate's identity by for example: Firearm Certificate, photographic driving license, passport.	Direct Observation

Candidate Identification Seen by Witness? Yes  No  **Date, AW Name or No.**

PERFORMANCE CRITERIA	KEY FEATURES	ASSESSMENT METHOD
1.1 Perform work safely in line with health and safety requirements.	Safe working practices are demonstrated throughout ICR. Observe that suitable clothing is worn for conditions. Check that appropriate safety equipment carried.	Direct Observation

Candidate achieves all elements of PC 1.1 Yes  No  **Date, AW Name or No.**

PERFORMANCE CRITERIA	KEY FEATURES	ASSESSMENT METHOD
1.2 Determine the cull animal required.	Candidate establishes, by own decision or by enquiry, which species, sex, age group of animals are legal and intended to be culled and which are priorities. AW to detail agreement below.	Discussion and Agreement

Species agreed for cull	Sex agreed for cull	Age Group agreed for cull	Any additional witness comments	Date, AW Name or No.

PERFORMANCE CRITERIA	KEY FEATURES	ASSESSMENT METHOD
1.3 Select firearm and ammunition to meet requirements of planned cull.	Candidate has a deer legal rifle calibre and sufficient legal ammunition for shooting deer detailed in PC 1.2. Legal possession of a firearm, borrowed or owned. FAC conditions must allow for intended use.	Direct Observation

Candidate achieves all elements of PC 1.3 Yes  No  **Date, AW Name or No.**

PERFORMANCE CRITERIA	KEY FEATURES	ASSESSMENT METHOD
1.4 Prepare tools, equipment and firearm into a safe and serviceable condition suitable for culling activities.	Candidate shows possession of equipment and tools necessary for stalking and assessment.	Direct Observation

Candidate achieves all elements of PC 1.4 Yes  No  **Date, AW Name or No.**

PERFORMANCE CRITERIA	KEY FEATURES	ASSESSMENT METHOD
1.5 Locate and approach deer to a distance where a safe and effective shot can be taken, taking account of the natural features of the location.	Candidate locates previously unseen deer (with assistance if necessary). Candidate must lead stalk and approach deer to a reasonable distance where a safe and humane shot can be taken.	Direct Observation and Communication

Candidate achieves all elements of PC 1.5 Yes  No  **Date, AW Name or No.**

PERFORMANCE CRITERIA	KEY FEATURES	ASSESSMENT METHOD
1.6 Select individual deer to meet cull requirements.	Candidate confirms that the animal selected by them for culling meets the agreed specification detailed under PC 1.2 prior to approaching the deer	Direct Observation and Communication

Candidate achieves all elements of PC 1.6 Yes  No  **Date, AW Name or No.**

## Element 2 - Cull Deer

PERFORMANCE CRITERIA	KEY FEATURES	ASSESSMENT METHOD
2.1 Handle firearm safely and efficiently according to Codes of Practice/Best Practice.	At all times throughout the ICR the candidate demonstrates safe handling of their firearm. Witness remains close enough to observe the correct use of a safety catch and that safe muzzle awareness and backstop are maintained.	Direct Observation

Candidate achieves all elements of PC 2.1 Yes  No  **Date, AW Name or No.**

PERFORMANCE CRITERIA	KEY FEATURES	ASSESSMENT METHOD
2.2 Shoot deer safely, humanely and minimising carcass contamination, according to location and legal requirements	Anti-mortem inspection is carried out. Candidate states intended shot placement either before shooting or before approaching shot deer. Following any shot the rifle is reloaded immediately and the safety applied.	Direct Observation and Communication

Candidate achieves all elements of PC 2.2 Yes  No  **Date, AW Name or No.**

PERFORMANCE CRITERIA	KEY FEATURES	ASSESSMENT METHOD
2.3 Observe reaction of deer to the shot to determine its condition.	Candidate is asked to evaluate the situation, specifically, is the deer: 1. Dead 2. Wounded 3. Missed. Candidate decides on follow up plan according to reaction of shot deer. Position of strike and last known position of deer identified. Candidate allows a suitable time period before following up. If immediate action is required to deal with a wounded animal this element can be completed at the next suitable opportunity.	Direct Observation and Communication

Candidate achieves all elements of PC 2.3 Yes  No  **Date, AW Name or No.**

PERFORMANCE CRITERIA	KEY FEATURES	ASSESSMENT METHOD
2.4 Locate and confirm condition of shot deer.	Candidate locates shot deer using appropriate methods. Candidate makes all decisions as to how to conduct the follow up, including changes to plan and if a dog is to be brought in to help.	Direct Observation

Candidate achieves all elements of PC 2.4 Yes  No  **Date, AW Name or No.**

PERFORMANCE CRITERIA	KEY FEATURES	ASSESSMENT METHOD
2.5 Approach shot deer safely according to its presumed condition.	Candidate approaches shot deer with appropriate caution and if considered dead, checks for eye blink reaction or other method. If considered wounded Candidate takes appropriate action. Candidate shows an awareness of the dangers from hooves and/or antlers when handling.	Direct Observation

Candidate achieves all elements of PC 2.5 Yes  No  **Date, AW Name or No.**

PERFORMANCE CRITERIA	KEY FEATURES	ASSESSMENT METHOD
2.6 Dispatch wounded deer humanely.	Candidate observed taking appropriate action for humane dispatch of wounded deer. <b>If no deer is wounded, the witness should tick the No box below.</b>	Direct Observation, or Assessor Questions.

Candidate achieves all elements of PC 2.6 Yes  No  **Date, AW Name or No.**

PERFORMANCE CRITERIA	KEY FEATURES	ASSESSMENT METHOD
2.7 Confirm status of deer against cull requirements.	Candidate checks shot deer meets cull requirements detailed under PC 1.2. Candidate demonstrates an awareness of the possibility of dependent young.	Direct Observation

Candidate achieves all elements of PC 2.7 Yes  No  **Date**, AW Name **or** No.

PERFORMANCE CRITERIA	KEY FEATURES	ASSESSMENT METHOD
2.8 Bleed and gralloch carcass hygienically and efficiently.	Candidate observed carrying out external inspection and bleeding. To prevent the risk of contamination to both the person and carcass, best practice is that disposable gloves are used. Partial or full gralloch is completed in the cleanest available area or suspended. Candidate takes measures to prevent contamination from digestive tract.	Direct Observation

Candidate achieves all elements of PC 2.8 Yes  No  **Date**, AW Name **or** No.

### Element 3 – Prepare and Inspect Dead Deer

PERFORMANCE CRITERIA	KEY FEATURES	ASSESSMENT METHOD
3.1 Carry out work hygienically in line with food safety regulations & health and safety requirements. Ensure tools and equipment are ready for use.	Cross contamination avoided where possible. Lifting and hanging equipment serviceable and conforms to legal requirements. Candidate does not compromise personal lifting safety. Clean personal safety equipment serviceable and available for use (Field or Larder). Carcasses lifted and handled safely and correctly.	Direct Observation

Candidate achieves all elements of PC 3.1 Yes  No  **Date**, AW Name **or** No.

PERFORMANCE CRITERIA	KEY FEATURES	ASSESSMENT METHOD
3.2 Dress deer carcass ready to enter the food chain according to legal requirements.	Candidate observed inspecting and removing the head, hooves, and any remaining internal organs avoiding unnecessary contamination or damage to carcass. Candidate observed removing any unavoidable minor contamination.	Direct Observation

Candidate achieves all elements of PC 3.2 Yes  No  **Date**, AW Name **or** No.

PERFORMANCE CRITERIA	KEY FEATURES	ASSESSMENT METHOD
3.3 Inspect carcass, organs and lymph sites for normality according to legal requirements.	Without prompting or guidance, candidate demonstrates locating and inspecting the mesenteric, sub-maxillary and retropharyngeal lymph nodes. If lymph nodes in head are not available for inspection, candidate must inspect any 2 of the following: portal, gastric, bronchial or mediastinal. Candidate observed carrying out internal inspection of the empty carcass.	Direct Observation

Candidate achieves all elements of PC 3.3 Yes  No  **Date**, AW Name **or** No.

PERFORMANCE CRITERIA	KEY FEATURES	ASSESSMENT METHOD
3.4 Take appropriate action when carcass abnormality is identified, according to legal requirements.	Candidate observed checking for carcass abnormalities. Witness to record any found by candidate and action taken by them. <b>If no abnormalities are found by candidate, the witness should tick the No box below.</b>	Direct Observation or Assessor Questions

Candidate achieves all elements of PC 3.4 Yes  No  **Date** AW Name **or** No.

Give details below of any abnormality found and action taken by candidate under PC 3.5	Witness Name <b>or</b> Number

PERFORMANCE CRITERIA	KEY FEATURES	ASSESSMENT METHOD
3.5 Dispose of waste from deer preparation in a safe manner according to legal requirements.	Candidate observed appropriately disposing of waste in field, or from larder. Candidate identifies unfit carcass or offal and isolates. Witness records any found.	Direct Observation

Candidate achieves all elements of PC 3.5 Yes  No  **Date**, AW Name **or** No.

PERFORMANCE CRITERIA	KEY FEATURES	ASSESSMENT METHOD
3.6 Identify and record status of deer carcass.	Candidate completes hunter declaration and tags carcass accordingly. If not a trained hunter, tick the 'No' box for Assessor to cover.	Direct Observation

Candidate achieves all elements of PC 3.6 Yes  No  **Date**, AW Name **or** No.

PERFORMANCE CRITERIA	KEY FEATURES	ASSESSMENT METHOD
3.7 Clean and store tools and equipment after use.	Candidate cleans tools and equipment used in above processes and leaves them prepared for next use.	Direct Observation

Candidate achieves all elements of PC 3.7 Yes  No  **Date**, AW Name **or** No.

#### Element 4 – Transport and Store Dead Deer

**Was a deer larder meeting legal requirements used by the candidate for the relevant parts of this ICR?**

Yes  No

PERFORMANCE CRITERIA	KEY FEATURES	ASSESSMENT METHOD
4.1 Carry out work hygienically and safely in line with food safety and with health and safety requirements	Candidate ensures knives and other equipment are suitable prior to use and kept serviceable and clean. Candidate works safely	Direct Observation

Candidate achieves all elements of PC 4.1 Yes  No  **Date**, AW Name **or** No.

PERFORMANCE CRITERIA	KEY FEATURES	ASSESSMENT METHOD
4.2 Transport carcass in a hygienic manner to maintain its quality.	Candidate chooses a realistic and safe retrieval/transport route and method from those available. Transportation method is suitable, safe and hygienic. Carcass and waste is transported in suitable containers as appropriate. Damage or contamination to carcass minimised en route.	Direct Observation

Candidate achieves all elements of PC 4.2 Yes  No  **Date**, AW Name **or** No.

PERFORMANCE CRITERIA	KEY FEATURES	ASSESSMENT METHOD
4.3 Establish storage areas in a hygienic condition suitable for receiving carcasses.	Candidate checks that all necessary equipment is available and safely stored. Area clean and ready to receive carcass. Checks that storage areas are suitable for purpose and lifting and hanging equipment is serviceable and conforms to legal requirements.	Direct Observation

Candidate achieves all elements of PC 4.3 Yes  No  **Date**, AW Name **or** No.

PERFORMANCE CRITERIA	KEY FEATURES	ASSESSMENT METHOD
4.4 Store deer according to legal requirements.	Candidate checks that temperature, ventilation, vermin and contamination factors are acceptable within best practice.	Direct Observation

Candidate achieves all elements of PC 4.4 Yes  No  **Date**, AW Name **or** No.

PERFORMANCE CRITERIA	KEY FEATURES	ASSESSMENT METHOD
4.5 Clean tools, equipment and facilities after use.	Candidate ensures that tools and equipment used in above processes are cleaned and prepared for next use.	Direct Observation

Candidate achieves all elements of PC 4.5 Yes  No  **Date**, AW Name **or** No.

PERFORMANCE CRITERIA	KEY FEATURES	ASSESSMENT METHOD
4.6 Maintain accurate cull and larder records according to legal requirements.	Candidate maintains accurate records of: date shot, species, sex, age, reproductive status, weight, abnormalities and disposal.	Direct Observation

Candidate achieves all elements of PC 4.6 Yes  No  **Date**, AW Name **or** No.

### Witness Notes



Below and continued on the following page if required, is a section which must be completed by the Approved Witness for this ICR. It should briefly give details of the candidate's performance and should also be used to add any comments considered relevant or to give an explanation of any circumstance which will help to clarify an occurrence to the portfolio Assessor. For example, if a deer was shot by the candidate from a high seat, this section should be used to explain how PC 1.5 was otherwise achieved.

Continue on following page if required

Witness Notes – Continuation if required

Approved Witness for this ICR

Name  DMQ Approved Witness Number

 Main contact number   Secondary contact number

Date this form was completed

This ICR should now be saved in an electronic format and sent directly by email to the Assessor named on the front page.

This document **must not** be viewed by or sent to the candidate and a copy should be retained by the Approved Witness for future reference.